



District Report Card: 2017


State: Rajasthan	District: Dhaulpur
Class: 3	Subject: Language
Schools: 61	Students: 1302


Participation/Coverage


Students

<div>GENDER</div> <div></div>	Boys		Girls	
	Number	%	Number	%
	653	50.15	649	49.85

<div>AREA</div> <div></div>	Rural		Urban	
	Number	%	Number	%
	1241	95.31	61	4.69

<div>CATEGORY</div> <div></div>	SC		ST		OBC		GEN	
	Number	%	Number	%	Number	%	Number	%
	386	29.65	31	2.38	711	54.61	174	13.36

<div>CWSN</div> <div></div>	LD	VI	HI	S&LD	ID	Oth
	1	20	1	3	3	32

<div>Management</div> <div></div>	Government		Government-aided	
	Number	%	Number	%
	1302	100.00	0	0.00

Average Performance of Students in Language (%)

Overall	Gender		Area		Management		Social Group			
	Male	Female	Rural	Urban	Govt.	Aided	SC	ST	OBC	GEN
81.68	81.69	81.67	82.15	72.13	81.68	0.00	79.64	88.39	82.35	82.30

Performance on Learning Outcomes (LOs)

Learning Outcomes	Description	Average Performance(%)
L304	Reads small texts with comprehension i.e., identifies main ideas, details, sequence and draws conclusions	81.75
L312	Reads printed scripts on the classroom walls: poems, posters, charts etc.	81.55

Range of Performance of Students who Answered Correctly							
Below 30%		30% - 50%		50% - 75%		Above 75%	
Number	%	Number	%	Number	%	Number	%
14	1.08	58	4.45	317	24.35	913	70.12

Lowest Performing Learning Outcomes (LOs)

1 - Reads printed scripts on the classroom walls: poems, posters, charts etc. (81.55)

2 - Reads small texts with comprehension i.e., identifies main ideas, details, sequence and draws conclusions (81.75)